

iTunes Radio

1. Go to iTunes and click on the radio there are 3,500 radio stations.
2. To refresh the radio stations hold down the command key and click the triangle next to one of the headings. This will cause all the stations to open and the stations in each one will refresh.
3. There are so many choices that you might as well listen to the best sounding stations you can find. You do this by;


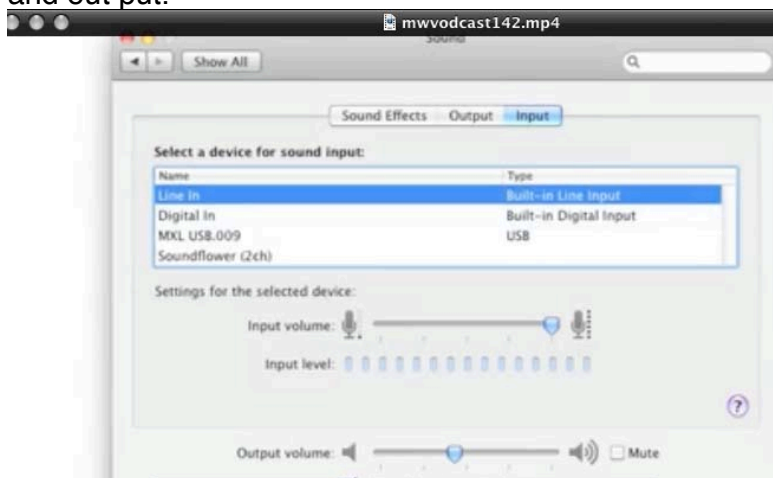
A. Right click on the first empty column heading and chose Bit Rate.



B. Then click the Bit Rate until the highest bit rate are displayed first. The higher the bit rate the stream the better sound in auto you hear.

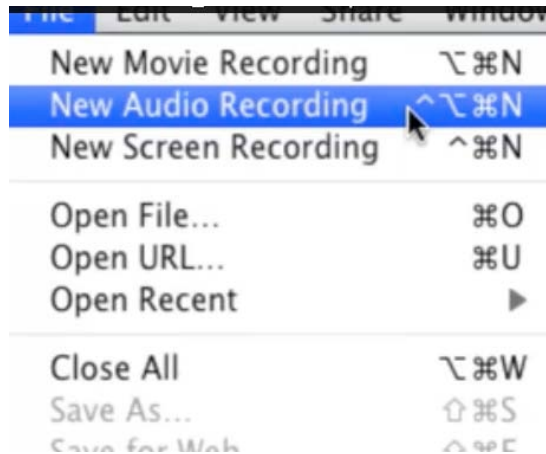
4. You can organize radio stations into playlist just as you can songs. Just select the stations you like and choose new playlist from selection from iTunes file menu. This creates a new playlist that contain those radio streams.

5. If you would like to capture the auto playing from one of these stations download and install a copy of Cycling 74 free Soundflower. <http://cycling74.com/products/soundflower> Open the sound system preferences and choose soundflower 2 channel as both the in put and out put.



5. In order to listen to the radio that Soundflower is recording, launch Soundflower Bed which you will find in the Soundflower folder inside of your Applications folder and then from the Soundflower Bed menu select the out put you usually use to listen to auto on your Mac.

6. Now open QuickTime 7 or QuickTime 10 and choose new auto recording from the file menu..



7. Click the red recorder button and QuickTime will capture the stream.

Captioning internet radio in this way is kind of a pain, fortunately there is some third party utilities that not only let you listen to internet radio but also schedule recordings.



1. RadioShift www.rogueamoeba.com for \$32.00. Using RadioShift you can tune into over one hundred thousand streams made up of broadcast from trestreal as well as internet stations. Using it's search field you conduct both narrow

and broad searches. For example if you want to find Blues stations just enter Blues and you will be present with long lists of results. You can also search for certain programs.

You can click on a world link, scroll around the world map and then click on a city to view the station board casting there. If you find something you like there click on the link and save it as a favorite.



2. Radio Gaga \$30.00 www.gagafactory.com is another internet recording application. It does not support as many stations as RadioShift but has some nice features too. Click on the radio century in the library pane and you can browse stations. When you select a station Radio Gaga allows you to record it, unlike RadioShift. You can send these to iTunes by just clicking on "Send to iTunes" button.

